


Street Garden Guidelines

February 2024



This document provides guidance on the various considerations for community gardening within Yarra's streetscapes.

What is a Street Garden?

A street garden is any non-edible community lead planting initiative in Council managed streetscapes. These gardens are supported by Council and cared for by the community. Planting options include planting within your lawn nature strip or planting within an existing tree square located within the footpath or road. Council does not permit any planting in Council managed street garden beds.

Online Yarra Street Garden Questionnaire

The [Online Yarra Street Garden Questionnaire](#) can tell you if Council recommends planting your street garden. It will also help you understand the Street Garden Guidelines, taking you through them step-by-step.

Consultation

Your street garden is a communal, public space - you need consent from your neighbours, and/or any other affected property owner or tenants before you start gardening.

Utilities and Services

There could be important underground utilities beneath your street garden. Contact [Before You Dig Australia](#) for free information about relevant underground services.

Utility companies may need to access their infrastructure for upgrades or repairs at any time which may result in damage to or removal of your street garden without consultation or compensation.

More information

If you would like to know more about this project, contact us on **9205 5555** or info@yarracity.vic.gov.au

Gardener Safety

Remember to always consider your safety and the safety of others when gardening, particularly when gardening near roads. Consider wearing hi-vis clothing when gardening near roadways.

Soil contamination is common across the City of Yarra. Consider testing your soil for contamination and following the [EPA's top tips for gardening safely](#).

Street Garden Maintenance

Plant material must be maintained in your street garden and not become weedy, overgrown or neglected.

Council reserves the right to remove street gardens, without consultation or compensation, that are not maintained or present a risk to Council assets, to public safety or to public accessibility.

Legacy Gardens

There are many existing valued, biodiverse and beautiful street gardens in Yarra. There is no expectation that these gardens be removed, even if they do not fully comply with the guidelines. However, if a specific concern is raised regarding safety, accessibility or tree health, Council may be required to modify or remove gardens to ensure public safety.

Edible Planting

Council does not permit the planting of edible plant species within street gardens. If you are planting edible plants, please refer to [Yarra's Urban Agriculture Guidelines](#) for general information and to determine if your street is suitable for a Street-side food garden.


National Relay Service

TTY 133 677 then (03) 9205 5555

Languages		Italiano	9280 1931
العربية	9280 1930	Español	9280 1935
中文	9280 1937	Tiếng Việt	9280 1939
Ελληνικά	9280 1934	Other	9280 1940

Street Garden Guidelines

February 2024



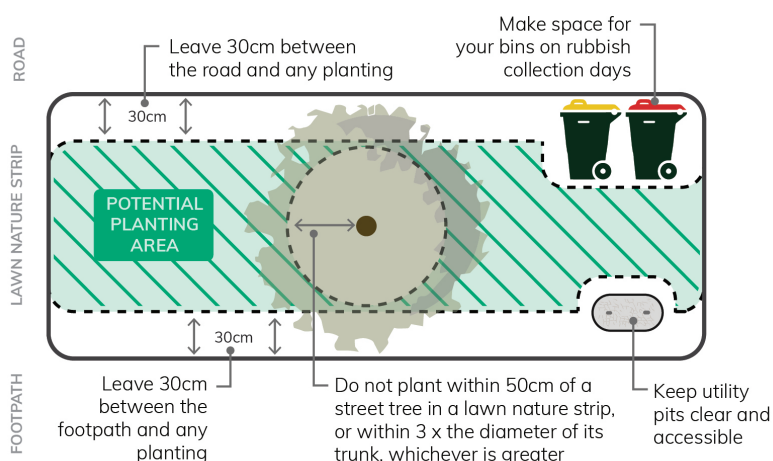
Gardening Guidelines

- Do not plant within 30cm of the road or footpath when planting in a lawn nature strip.
- Plants must not reduce the path of travel along footpaths to below 1.5m wide.
- Street garden plants are subject to a 1m height restriction. A 50cm height restriction applies to plants in tree square or plants within 10m of intersections or pedestrian crossings.
- Only plants, soil and mulch are permitted in your street garden. You are not permitted to introduce any other materials or objects into your street garden (e.g. synthetic turf, paving, decorative gravel, furniture or art).
- Do not introduce raised structures such as raised edges, planters, pots, rocks or star pickets as these can become trip hazards or impact accessibility for prams, wheelchairs and people who might need assistance with mobility.
- Space must be allocated for bin collection services.
- Access to disability parking bays and loading zones must be maintained.
- Keep utility pits clear and accessible.
- You cannot install irrigation.
- The species you select could impact biodiversity. Please refer to Yarra's ['Do Not Plant'](#) and ['Recommended'](#) Street Garden Species Lists. This is particularly important if your street garden is within 100m of a waterway.
- Contact Council if your street garden is close to a busy commercial area or activity centre as it is particularly important that accessibility and viewlines are not impacted in these busy streets.

Gardening Near Street Trees

- You are not permitted to plant any new trees on public land. Please reach out to Council if you would like to place a request for a new tree to be planted.
- Only use small hand tools and take care to not damage any roots when digging within the vicinity of street trees. If you uncover tree roots, do not cut, scrape or damage them. Any roots that are uncovered during the process should be reburied to keep them healthy.
- Keep the soil and mulch at existing levels below the tree canopy, extensive digging or any mounding of soil can damage tree roots. Do not mound soil, mulch or grass clippings against the tree trunk as this can cause disease. Residents can get free mulch from the Clifton Hill recycling drop-off centre.
- When planting in a tree square do not plant within 30cm of the tree trunk and keep plant heights below 50cm. Do not plant within a Greenwell (plastic ring surrounding the root ball).
- When planting around a tree in a lawn nature strip, do not plant within 50cm or 3 times the trunk diameter (whichever is greater).
- Do not water a new tree (under 2 years old) as these trees are watered as part of their establishment maintenance.
- If the health of an existing street tree is being affected by your street garden, or if the tree needs to be removed or replanted, your street garden may be removed without consultation.

LAWN NATURE STRIPS



TREE SQUARES

